




Weekly Dose Crossword Puzzles and Dot Locator for “Use”

“Working on a crossword puzzle for a 5th grade student, should I put a space between each letter or no space, it would make sense that the crossword puzzle is uncontracted, do I need to do something to indicate that it is?”

I love transcribing puzzles, it certainly can feel challenging at times, especially puzzles with a specific shape. Here are a few rules to follow that you may find helpful!

RULE 19.6.1

- Use **uncontracted braille** for word puzzles and word searches.
- Insert the grade 1 passage indicator preceded by a blank line before the beginning of the puzzle to ensure it is read as individual letters. The dot locator for “use”  is required before the grade 1 passage indicator , which might otherwise be misread because the symbols-sequence would contain no upper dot. Place the grade 1 terminator  on the line following the puzzle (which also requires the dot locator for “use”). Insert a blank line to indicate the end of the puzzle.
- Insert a space between each letter. If a word puzzle or letter search will not fit on the braille page in this format, the space between letters may be omitted.
- Do not leave blank lines between lines of the puzzle.

Time to refresh: Dot Locator for "use" :: :: ::

- Use a dot locator for "use" unspaced before a braille symbol to assure that it will be physically recognizable. A braille symbol which has **only lower dots** and which is isolated from other text may otherwise be a braille symbol which only lower dots be misread. A braille symbol preceded by a dot locator for "use" **retains its normal effect on text.**

EXAMPLE

I	D	E	A
T	O	R	N
S	T	A	T

Source: Braille Formats: Principles of Print-to-Braille Transcriptions
2016 Section 19 Codes and Puzzles.