

Library-Iowa Department for the Blind
Denise Bean
denise.bean@blind.state.ia.us




Weekly Dose Shaped-Letter Puzzle

General Rules to Follow

- Use uncontracted braille for word puzzles and word searches.
- Insert the grade 1 passage indicator preceded by a blank line before the beginning of the puzzle just make sure it is read as individual letters. The dot locator for “use” is required before the grade 1 passage indicator. Place the grade 1 terminator on the line following the puzzle (which also requires the dot locator for “use”). Insert a blank line to indicate the end of the puzzle.
- Do not leave blank lines between lines of the puzzle.
- For irregularly shaped puzzles, do not insert spaces between letters; follow print for letter placement

Can you find the following words in this puzzle: car, fast, wheel, light, stop and four? Good Luck!





Source: Unified English Braille Formats