

Weekly Dose Overview Grade 1 Indicator

Definitions:

Grade 2 Braille: Braille which includes contractions.

Grade 1 braille: Braille in which contractions are not used.

Standing Alone: A letter or word (letters-sequence) is standing alone when preceded and followed by a space, a hyphen or a dash.

Grade 1 Symbol Indicator. Place a grade 1 symbol indicator, dots 56 (⠠), immediately before a single letter that stands alone. If the letter is capitalized, place the grade 1 symbol indicator before the capital indicator.


Examples:

Make a spot on x. ⠠⠠⠠⠠⠠⠠ ⠠ ⠠⠠⠠⠠⠠⠠ ⠠⠠ ⠠⠠⠠⠠


X marks the spot. ⠠⠠⠠⠠ ⠠⠠⠠⠠⠠⠠ ⠠ ⠠⠠⠠⠠⠠⠠

RULE Do not use a grade 1 symbol indicator before the single letters a, i, and o when they are standing alone, because these letters have no contracted meaning.

Example:

E-book 

The letters a-j

b) 

RULE Numbers Followed By Letters.

Example:


4c

37T 

7th 

RULE Remember that the hyphen and the slash terminate numeric mode.

Example:

3-c 

Mr/s 

RULE Letters Followed By Numbers.

Example:

T19 

Source Rules of Unified English Braille Formats 2016