





























































Library-Iowa Department for the Blind
Denise Bean
denise.bean@blind.state.ia.us































Lesson 10 Homework


Please name the file **Lesson 10 Homework**. Send your file to denise.bean@blind.state.ia.us and within 3 days you will receive a letter grade with a report.

DIRECTIONS: Can you find the wordsigns; **in**, **enough**, **be**, **his**, **was**, and **were** from lesson 10 in the sentences below?
Transcribe each sentence into print.


1.           
2.           
3.          
4.           
5.          
6.       










DIRECTIONS: Now, find the group signs in the sentences below?
Transcribe the braille into print.


7.                              

8. 

[illegible]

10. 

11.         

12. 

DIRECTIONS: Let's get those fingers moving, open up PerkyDuck, read the print and transcribe the corresponding words into braille. For extra practice braille each word 10 times.

12. in were

13. enough

14. be

15. his was