

Library-Iowa Department for the Blind  
Denise Bean  
[denise.bean@blind.state.ia.us](mailto:denise.bean@blind.state.ia.us)

## Weekly Dose Ditto Mark

Ditto mark 


RULE Follow print for the number used and the approximate placement of the ditto mark, that is, under the item that it refers to on the line above.

Examples:

room color 9: orange spice


room color 2: // //

room color 1: // tango



Car without air: yes or no?

Car with air: // //

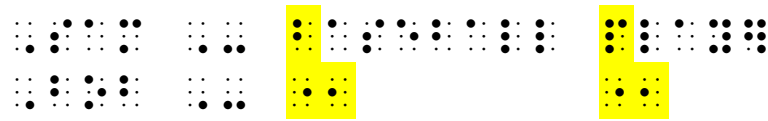


*Notice how the ditto marks shown in these two above examples are centered directly under the word shown above them.*

OR look at this example:

Sam – baseball player

Bob – // //




*Notice how the ditto marks are shown directly under the first letter of the word shown above them, just like they are shown in print.*

**In Summary:** In braille, the ditto mark (dot 5, dot 2) are positioned by the placement of how the print is placed, again, in this situation, what is shown in print, will also be determined in braille.

Also, include the ditto mark symbol in a transcriber's note or place on the special symbol's page.

Example of a transcriber's note:



Source: Rules of Unified of English Braille